


Graduate Certificate in Emergency Crisis Management Cybersecurity

2 Graduate Program Change 2020-21

I. General Information

The faculty member originating this proposal is to complete sections I and II.

TURN ON help text before starting this proposal by clicking  in the top right corner of the heading. You will need to turn on help text again after any actions that refresh the page including after saving proposals, importing information, or running impact reports.

IMPORT curriculum data from the Catalog by clicking  in the top left corner.

Do not make any changes to any information until the proposal has been launched in Step 4.

Department*

Criminal Justice

Degree/ Certificate Name*

Graduate Certificate in Emergency Crisis Management Cybersecurity

Plan Code*

CSXXXXCERT

Degree Type*

Graduate and Advanced Graduate Certificate

Program Type*

Certificate

II. Program Changes

FILL IN ONLY fields required marked with an * after importing data. You will not be able to launch the proposal without completing required fields. **Do not make proposed changes** to the information that was imported until after the proposal has been launched in Step 4. Changes will only be tracked after the proposal is launched

Are you changing admission requirements?*

Yes No

Are you changing course requirements? Yes No

Are you changing degree completion requirements? Yes No

Are you changing the primary instructional mode? Yes No

Are you changing program learning objectives? Yes No




If yes, describe changes to learning objectives:

Provide a Brief Summary of Proposed Changes Adding one course

Provide a rationale for each proposed change Adding a required course that was missing on the original plan for the program

Do not make any changes to any information until the proposal has been launched in Step 4.

Follow these steps to change the program curriculum:

1. Click on  "View Curriculum Schema." Edit existing cores or click 'Add Core' and name your core (please use a comparable degree program in the current graduate catalog as a template). Edit or add any descriptive text (do not add courses until Step 2). Descriptive text is generally used in the following cores: Plan Description, Plan Admission Requirements, Plan Requirements, Plan Graduation Requirements.
2. There are two options for adding courses (see Step 3 to remove courses): "Add Course" and "Import Course." For courses already in the catalog, click on "Import Course" and find the courses needed. For new classes going through a Curriculum Approval Process click on "Add Course"-- a box will open asking you for the Prefix, Course Number and Course Title.
3. Click on  "View Curriculum Schema." Click on the area/header of the program where you would like to add courses. When you click on "Add Courses" it will bring up the list of courses available from Step 2. Select the courses you wish to add. For removing courses click on the  and proceed.

After you have launched proposal, update prospective curriculum here*

Plan Description

The Graduate Certificate in Emergency Management Cybersecurity is a online certificate offered by the Department of Criminal Justice. The certificate designed to prepare decision makers to address the growing challenges of managing effective cybersecurity practices and mitigating threats within public and private organizations, including small businesses. The knowledge and skills gained in this certificate program are intended to be applied to interdisciplinary business practices with high regulatory frameworks. Students will learn to develop business continuity and recovery strategies that identify mission essential functions and time-critical tasks, and will understand legal ramifications relevant to cybersecurity. The program is designed for individuals who do not have technological backgrounds, but who must still prepare for, and respond to, the ever-present danger of cyber-attacks.

Plan Admission Requirements

Application deadlines Applications available on the UNLV Graduate College website. A baccalaureate degree from a regionally accredited college or university. A current resume which should indicate professional experience in the field of policy making or IT management All the above should be submitted online through the Graduate College admissions application. All applicants must review and follow the Graduate College Admission and Registration Requirements. Students are accepted into a certificate program as described in the Graduate Catalog. The faculty and corresponding sub-disciplines and sub-plans within the described programs are subject to change at any time.

Plan Requirements

Total Credits Required: 12

Course Requirements

Required Courses – Credits: 12

ECM 702 Cyber Law - Digital Intellectual Property & Privacy

ECEM 710 Crisis and Emergency Management

3

ECEM 735 Concept Implementation & Cyber Lab

3

ECEM 700 Introduction to Cybersecurity

3

Certificate Requirements

Complete all required courses, 12 credits total.

Plan Certificate Completion Requirements

The student must submit all required forms to the Graduate College and then apply for graduation in MyUNLV by the appropriate deadline. Attend the summer cohort.

The [Degrees Directory](#) provides current and consistent degree information. Submission of this form indicates acknowledgment and understanding that every department is responsible creating and maintaining accurate and updated program information on the UNLV Degrees Directory.

If the changes included on this form impact the program handbook attach the updated handbook before submitting this form. If you need a Word version of the most recent handbook please email GradCurriculum@unlv.edu.

Degrees Directory Program Entry*



Check this box to acknowledge the above statement.

Changes will be applicable to*



Current Students



New Students



Both Current and New Students

If applicable to current students, changes are



Mandatory




Optional


Effective Date*

Fall 2020

4. LAUNCH proposal by clicking  in the top left corner.

5. After launching the proposal, make all changes and fill in all additional fields.

6. Finish the launch of your proposal by clicking the icon  located in the Proposal Toolbox on left side at top. Make your decision, comment is optional, and click on "Make decision".

You can check the status of the proposal by clicking  in Proposal Toolbox to verify that the proposal has gone to the next step.


III. Department Vote Information

Note: This section is to be filled out by the Department Chair on behalf of the committee.

(The role has been assigned to the corresponding person on this step. If incorrect, please notify GradCurriculum@unlv.edu)

1. Review the proposal. Discuss and make appropriate revisions.

2. Fill in vote information.

3. Then go to the proposal toolbox at the top right side. Click on  and select the corresponding decision for the committee. This will enable the proposal to go to the next person on the workflow.

You can check the status of the proposal by clicking  in Proposal Toolbox to verify that the proposal has gone to the next step.

Date faculty voted on proposal 2/26/19


Result of vote 4-0

Manner of vote in-person

IV. Unit Vote Information

Note: This section is to be filled out by the College Committee Chair on behalf of the committee.

(The role has been assigned to the corresponding person on this step. If incorrect, please notify GradCurriculum@unlv.edu)

1. Review the proposal. Discuss and make appropriate revisions.
2. Fill in vote information.
3. Then go to the proposal toolbox at the top right side. Click on  and select the corresponding decision for the committee. This will enable the proposal to go to the next person on the workflow.

You can check the status of the proposal by clicking  in Proposal Toolbox to verify that the proposal has gone to the next step.

Date faculty voted on proposal 2/20/20

Result of vote 5-0 "Yes"

Manner of vote Online

V. Processing Notes (Graduate College/Registrar Use Only)

Program Alerts (E.g. This program is no longer accepting applications)

PS Processing Notes

PS Processing Date

Initials

Aalog Processing Notes

Aalog Processing Date

Initials

Comments for Graduate Certificate in Emergency Crisis Management Cybersecurity

Curriculog	3/4/2020 9:52 am Reply
Graduate Curriculum has approved this proposal on Graduate Programs Committee.	
Curriculog	3/3/2020 8:21 pm Reply
Gregory Moody has approved this proposal on behalf of Graduate Programs Committee. See Graduate Programs Committee Agenda - 3 March, 2020 for more information.	
Tara Emmers-Sommer	2/24/2020 9:16 am Reply
Vote needs to be entered at dept. level	
Curriculog	2/24/2020 9:16 am Reply
Tara Emmers-Sommer has approved this proposal on School/College Associate Dean for Graduate Studies/ Dean.	
Tara Emmers-Sommer	2/24/2020 9:15 am Reply
Please note---GCUA Grad Committee Vote entered--but, it appears that a vote has not been entered at the Dept level.	
Curriculog	2/24/2020 9:15 am Reply
Tara Emmers-Sommer has approved this proposal on School/College Committee.	
Curriculog	2/6/2020 4:43 pm Reply
CRJ Chair has approved this proposal on Department Chair.	
Curriculog	2/6/2020 1:35 pm Reply
Criminal Justice Graduate Coordinator has approved this proposal on Graduate Coordinator.	
Curriculog	1/28/2020 12:11 pm Reply
Graduate Curriculum has approved this proposal on Technical Review.	
Curriculog	1/24/2020 2:11 pm Reply
Dory Mizrachi has approved this proposal on Originator.	

Curriculog

1/24/2020 1:52 pm [Reply](#)

Dory Mizrachi has launched this proposal.