


Post Bachelor's Doctor of Nursing Practice- Psychiatric Mental Health Nurse Practitioner Track

2 Graduate Program Deactivate/Reactivate Request 2020-21

I. General Information

The faculty member originating this proposal is to complete section I.

TURN ON help text before starting this proposal by clicking  in the top right corner of the heading. You will need to turn on help text again after any actions that refresh the page including after saving proposals, importing information, or running impact reports.

IMPORT curriculum data from the Catalog by clicking  in the top left corner.

Do not make any changes to any information until the proposal has been launched in Step 4.

Department*

School of Nursing

Program Type*

Doctoral

Degree/
Certificate Name* Post Bachelor's Doctor of Nursing Practice- Psychiatric Mental Health Nurse Practitioner Track

FILL IN ONLY fields required marked with an * after importing data. You will not be able to launch the proposal without completing required fields. Do not make proposed changes to the information that was imported until after the proposal has been launched in Step 3. Changes will only be tracked after the proposal is launched

Proposal to deactivate or reactivate program* Deactivate Reactivate

Plan Code

Program Deactivate/Reactivate Effective Date* Spring 2020

Explanation/
Rationale for this Proposal* This is a recently approved track. SON is in the process of hiring individuals to teach courses and plan to open applications for Fall 2021.

If reactivating a program, have there been any Yes No

changes since the deactivation of this program?

If changes are needed, the following steps will need to be completed prior to opening admissions to the reactivated program:

Submit a program change form (changes must be fully approved by the Graduate Programs Committee prior to implementation)

If a program name will be changed, this requires Board of Regent Approval prior to opening admissions

Acknowledge the above statement New Option

II. Information for Program Deactivation Requests

A program may be deactivated for less than five years with the appropriate approvals. A deactivated program will be considered formally eliminated after five years if not reactivated.

See the Academic Program Actions & Processes page for more information: www.unlv.edu/provost/vpap/actions

Are there courses that will no longer be offered? Yes No

If yes, list courses* Courses are not affected.

Are any of these courses required in another program? Yes No

If yes, list courses* Courses are not affected.

Are students currently enrolled in the program? Yes No

If yes, describe how will they be supported through graduation?

If prospective students have already submitted applications to this program how do you propose handling them? There are no applicants for this track.

Please attach required documents by navigating to the Proposal Toolbox and clicking  in the top

right corner.

Program Deactivation Request Coversheet available

here: www.unlv.edu/provost/vpap/actions


NSHE Program Deactivation Form available here: www.unlv.edu/provost/vpap/actions

All required forms are attached

- Program Deactivation Request Coversheet
- NSHE Program Deactivation Form

4. LAUNCH proposal by clicking  in the top left corner.

5. After launching the proposal, make all changes and fill in all additional fields.

6. Finish the launch of your proposal by clicking the icon  located in the Proposal Toolbox on left side at top. Make your decision, comment is optional, and click on "Make decision".

You can check the status of the proposal by clicking  in Proposal Toolbox to verify that the proposal has gone to the next step.

III. Department Vote Information

Note: This section is to be filled out by the Department Chair on behalf of the committee.

(The role has been assigned to the corresponding person on this step. If incorrect, please notify GradCurriculum@unlv.edu)

1. Review the proposal. Discuss and make appropriate revisions.

2. Fill in vote information.

3. Then go to the proposal toolbox at the top right side. Click on  and select the corresponding decision for the committee. This will enable the proposal to go to the next person on the workflow.

You can check the status of the proposal by clicking  in Proposal Toolbox to verify that the proposal has gone to the next step.


Date faculty voted on proposal	Result of vote
Manner of vote	


IV. Unit Vote Information

Note: This section is to be filled out by the College Committee Chair on behalf of the committee.

(The role has been assigned to the corresponding person on this step. If incorrect, please notify

GradCurriculum@unlv.edu)

1. Review the proposal. Discuss and make appropriate revisions.
2. Fill in vote information.
3. Then go to the proposal toolbox at the top right side. Click on  and select the corresponding decision for the committee. This will enable the proposal to go to the next person on the workflow.

You can check the status of the proposal by clicking  in Proposal Toolbox to verify that the proposal has gone to the next step.

Date faculty voted on proposal	Result of vote
Manner of vote	

V. Processing Notes (Graduate College/Registrar Use Only)

For Graduate College Use Only*	
Program Alerts (Coming Soon) (E.g. This program is no longer accepting applications)*	
PS Processing Notes	We will not need to do anything on our end. This is simply "on hold" while program clarifies admissions criteria and/or other components.
PS Processing Date	Initials
Acalog Processing Notes	
Acalog Processing Date	Initials