

# OCT - 722 - Neuroscience for Occupational Therapy

2 Graduate Course Create 2020-21

## I. Course Information

The faculty member originating this proposal is to complete sections I,II, III, and IV.

TURN ON help text before starting this proposal by clicking  in the top right corner of the heading.

You will need to turn on help text again after any actions that refresh the page including after saving proposals, importing information, or running impact reports.

FILL IN ONLY fields required marked with an \*. You will not be able to launch the proposal without completing the required fields.

<b>Department*</b> Brain Health	
<b>Prefix:*</b> OCT	<b>Number:*</b> 722
<b>Is a new Prefix being suggested?</b> <input type="radio"/> Yes <input checked="" type="radio"/> No	
<b>Suggested Prefix</b>	
<b>Long Course Name:*</b>	Neuroscience for Occupational Therapy
<b>Short Course Name*</b>	Neuroscience for OT

### Tips

avoid the use of the words *student*, *course*, and *covers*  
 incomplete sentences are ok  
 avoid repeating the course title  
 (50 words max)

<b>Catalog Description*</b>	Comprehensive study and in-depth knowledge of the structure and function of the central, peripheral, somatosensory, motor, and autonomic nervous systems. Emphasis on examining the functions of the nervous system and the neurological
-----------------------------	---

basis of dysfunction related to occupational performance.

**First Term Course Offered\***

Fall 2020

**Explanation for Course Create\***

This is a new course in the entry-level Occupational Therapy Doctorate (OTD) program that begins in the summer term of 2020.


**Are you adding a Service-Learning designation to this course?\***

Yes  No

### If the Service-Learning designation is being added to this course:

A syllabus in Word or PDF format must accompany this form.

Graduate syllabi must meet the minimum criteria as required by the Provost's office (See Semester Memo under Executive Vice President and Provost Policies and Forms [www.unlv.edu/policies](http://www.unlv.edu/policies)). Graduate courses that are linked to undergraduate courses (300/500 and 400/600 level joint courses) must clearly state in the syllabus how the class experience and expectations are different for graduate students, what additional requirements students enrolled in the graduate level course must fulfill, and how the grading scale will be applied to graduate students.

Please attach a current syllabus by navigating to the Proposal Toolbox and clicking  in the top right corner.

Information about Service-Learning is available [here](#). Faculty can visit the [faculty Service-Learning page](#) as well as the [UNLV Guide for Service Learning](#) for additional information.

**If adding Service-Learning designation, syllabus is attached**

Attached

## II. Catalog Information

**Will this be an experimental (x) course?\***

Yes  No

**Has this course number been used previously as an Experimental (X) course?**

Yes  No

**If yes, X-Course Prefix**

**X-Course Code**

**Program(s)**

**Program(s) impacted by this new course\*** OTD program

**Substantive changes will necessitate a Program Change form be submitted.**

**Detail the changes to the program catalog entry required due to the creation of this course.\*** The entry-level OTD program is a new program starting in the summer term of 2020. This course is being offered for the first time in the fall term of 2020.

**Fixed/Variable Credits\***  Fixed  Variable

**If fixed, enter number of credits. If variable, enter minimum and maximum credits (E.g., 1-3)**

**Number of Credits** 3

**Course is Repeatable\***  Yes  
 No

**If yes, the maximum number of credits that may be earned is**

**Grading System\***  Letter Grade  
 S/U  
 S/F  
 Thesis/Dissertation

**Is this a Special Topics course?\***  Yes  No

**Sub-topic(s)**

**Are topics repeatable?**  Yes  No

**If yes, number of credits**

**Prerequisites** Admission to the OTD Program

**Corequisites** None

**Does this course have any non-credit components?**  Yes  No

**If yes, indicate component(s)**  Clinical  
 Discussion  
 Field Studies  
 Independent Study  
 Internship

- Laboratory
- Lecture
- Practicum
- Research
- Seminar
- Supervision
- Thesis Research

**Will this course be listed as the 'same as' another course?\***  Yes  No

**If yes, list the course**

- Indicate the instructional modes that should be available for scheduling\***
- In Person Supplemental Web
  - Field Study
  - Hybrid
  - Independent Study
  - In Person
  - Television
  - Web-based
  - Web-based w/ on/off campus meeting

### III. Evaluation of Library Resources

**A. This section is completed by the faculty member originating this proposal—indicate library resources that will be needed to support this course**

**Will this course creation require changes to library resources?\***  Yes  No


- Please indicate library resources that will be needed to support students taking this course\***
- Core journals
  - Core books (not required texts)
  - Electronic resources (e.g., databases, videos, media, etc.)


**Critically needed journals for this subject area:** American Journal of Occupational Therapy Journal of Occupational Therapy Education Open Journal of Occupational Therapy Occupational Therapy in Mental Health Occupational Therapy International Annals of Occupational Therapy International OTJR: Occupation, Participation & Health Australian Occupational Therapy Journal British Journal of Occupational Therapy Canadian Journal of Occupational Therapy Occupational Therapy in Health Care Physical and Occupational Therapy in Pediatrics Physical and Occupational Therapy in Geriatrics Journal of Occupational Science Scandinavian Journal of Occupational Therapy

**Core books  
needed:**

**Electronic  
Resources:** CINAHL

3. LAUNCH proposal by clicking  in the top left corner.

4. Finish the launch of your proposal by clicking the icon  located in the Proposal Toolbox on left side at top. Make your decision, comment is optional, and click on "Make decision".

You can check the status of the proposal by clicking  in Proposal Toolbox to verify that the proposal has gone to the next step.

B. This section is completed by the librarian.

**Level of support  
the Library can  
provide**


**Library Comments**

## IV. Syllabus

A syllabus in Word or PDF format must accompany this form.

Graduate syllabi must meet the minimum criteria as required by the Provost's office (See Semester Memo under Executive Vice President and Provost Policies and Forms [www.unlv.edu/policies](http://www.unlv.edu/policies)). Graduate courses that are linked to undergraduate courses (300/500 and 400/600 level joint courses) must clearly state in the syllabus how the class experience and expectations are different for graduate students, what additional requirements students enrolled in the graduate level course must fulfill, and how the grading scale will be applied to graduate students.

### Attachments List


Please attach any required files by navigating to the Proposal Toolbox and clicking  in the top right corner.


**Attached syllabus\***  Attached

## V. Department Vote Information

**Note:** This section is to be filled out by the Department Chair on behalf of the committee.

(The role has been assigned to the corresponding person on this step. If incorrect, please notify [GradCurriculum@unlv.edu](mailto:GradCurriculum@unlv.edu))

1. Review the proposal. Discuss and make appropriate revisions.
2. Fill in vote information.
3. Then go to the proposal toolbox at the top right side. Click on  and select the corresponding decision for the committee. This will enable the proposal to go to the next person on the workflow.

You can check the status of the proposal by clicking  in Proposal Toolbox to verify that the proposal has gone to the next step.

**Date faculty voted on proposal** 8/21/19


**Result of vote (Number of yes/no/abstention votes)** 5-0-0

**Manner of vote (online, in-person, etc.)** Pers.

## VI. Unit Vote Information

**Note:** This section is to be filled out by the College Committee Chair on behalf of the committee.

(The role has been assigned to the corresponding person on this step. If incorrect, please notify [GradCurriculum@unlv.edu](mailto:GradCurriculum@unlv.edu))

1. Review the proposal. Discuss and make appropriate revisions.
2. Fill in vote information.
3. Then go to the proposal toolbox at the top right side. Click on  and select the corresponding decision for the committee. This will enable the proposal to go to the next person on the workflow.

You can check the status of the proposal by clicking  in Proposal Toolbox to verify that the proposal has gone to the next step.

**Date faculty voted on proposal** 10/28/19

**Result of vote (Number of yes/no/abstention votes)** 3-0-0

**Manner of vote (online, in-person, etc.)** pers.

**VIII. Processing Notes (Graduate College/Registrar Use Only)**

<b>PS Processing Notes</b>	
<b>PS Processing Date</b>	<b>Initials</b>
<b>Aalog Processing Notes</b>	
<b>Aalog Processing Date</b>	<b>Initials</b>